

Getting Music

Online Store links:

- <https://www.qobuz.com/us-en/shop>
- <https://www.hdtracks.com/>

Copying Music off CDs:

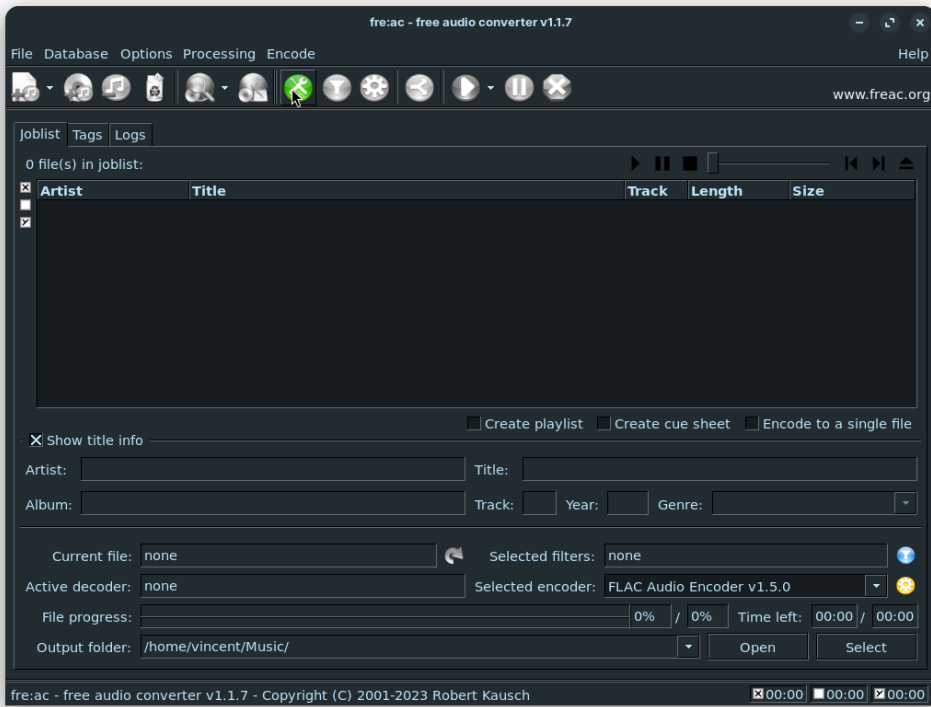
Software and Hardware Requirements:

- You will need download and install Fre:ac from there website <https://www.freac.org/>.
- You will also need a computer with a Optical Drive or get a USB external Optical Drive.

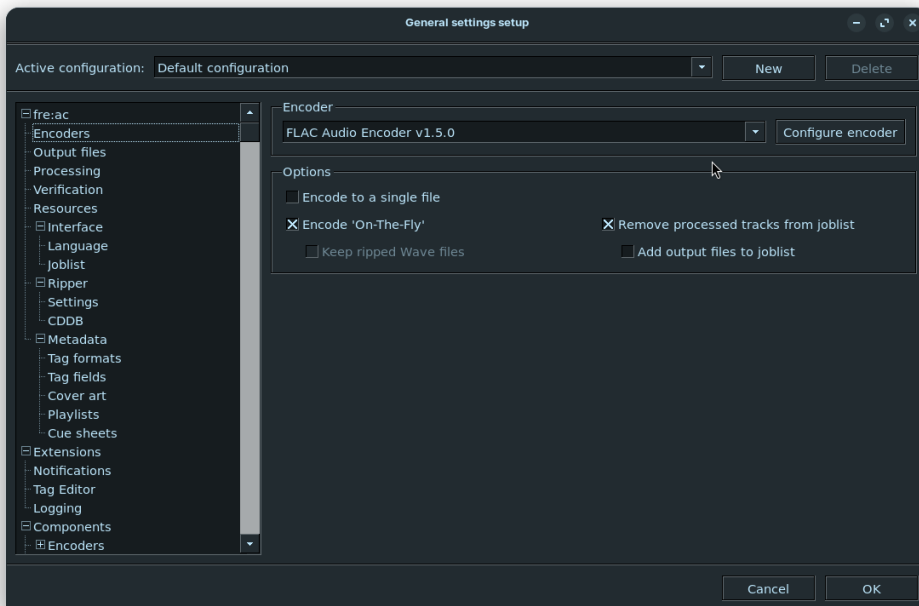


How to use Fre:ac?

1. Launch the app
2. close "tip of the day" window
3. click the "configure general settings" button

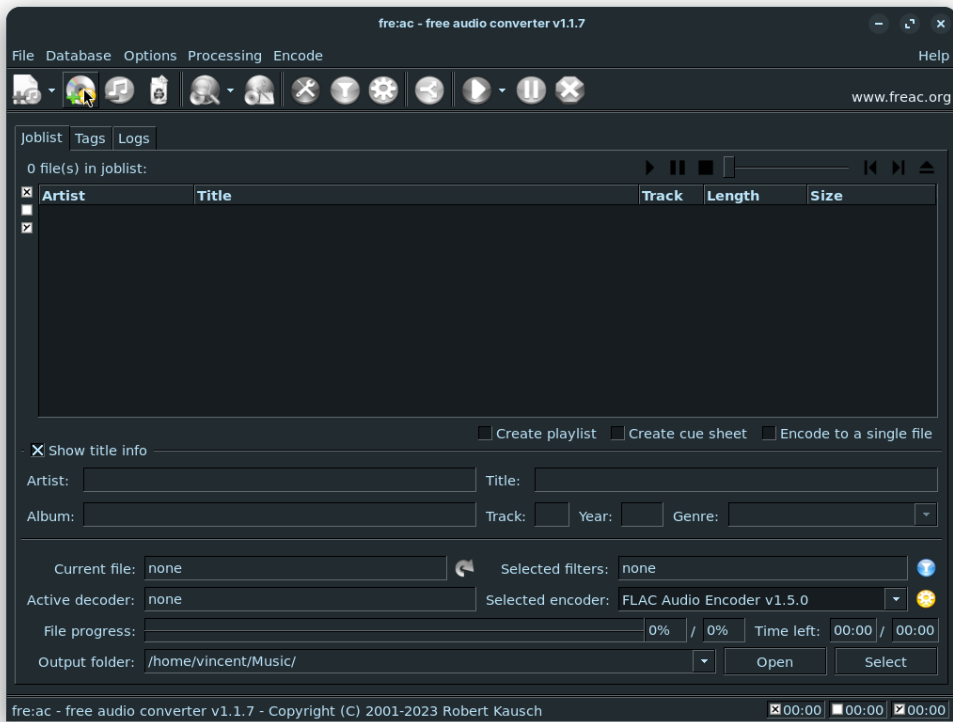


4. Under encoder settings, change encoder to "FLAC Audio Encoder".



5. Close the settings window

6. Click the "Add Audio CD Contents button"



7. Then when the Track info is correct press the "Start Encoding Preccess" button
8. When it's complete copy the music from your music folder on your PC to the Music folder on your iPod with Rockbox

Revision #10

Created 2025-12-08 21:54:33 UTC by Vincent

Updated 2026-05-04 14:10:37 UTC by Vincent